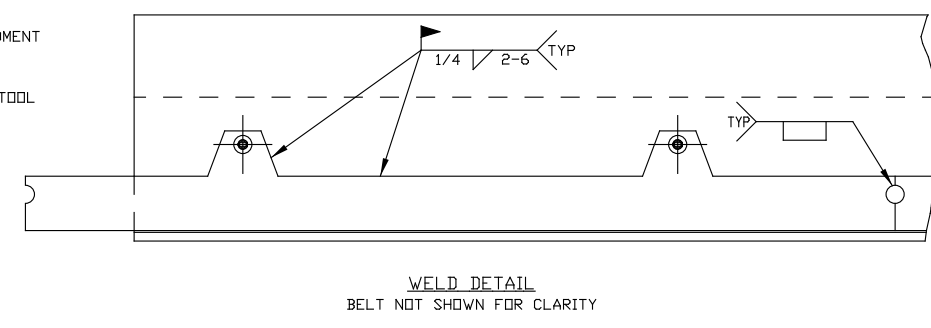
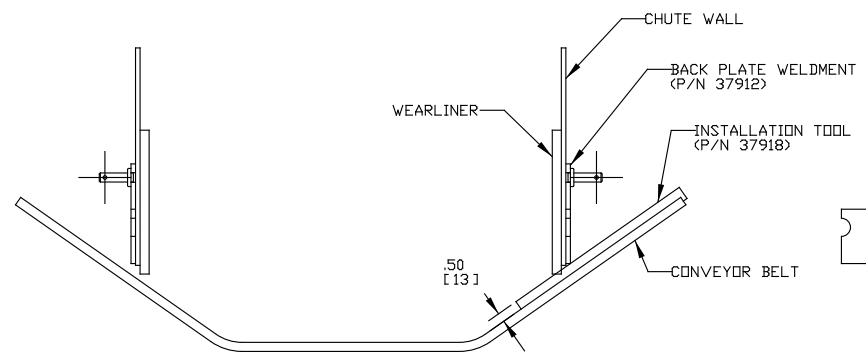
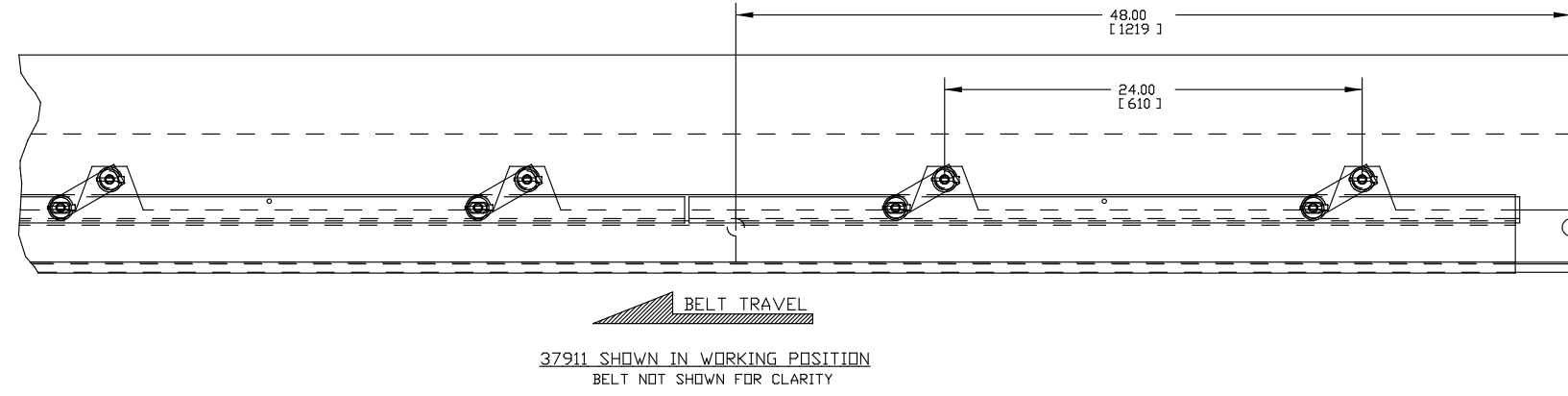
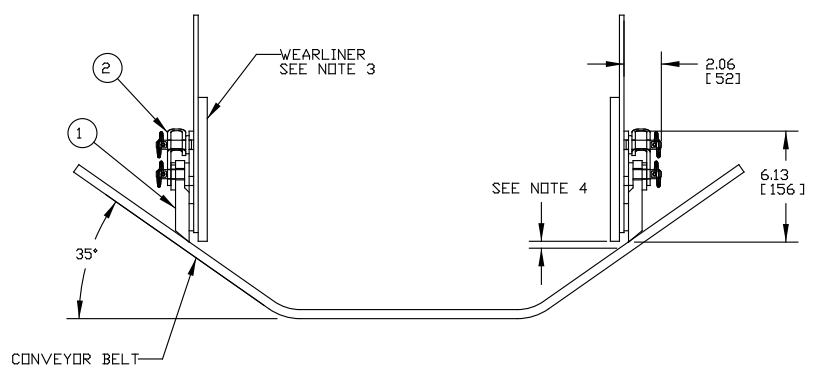


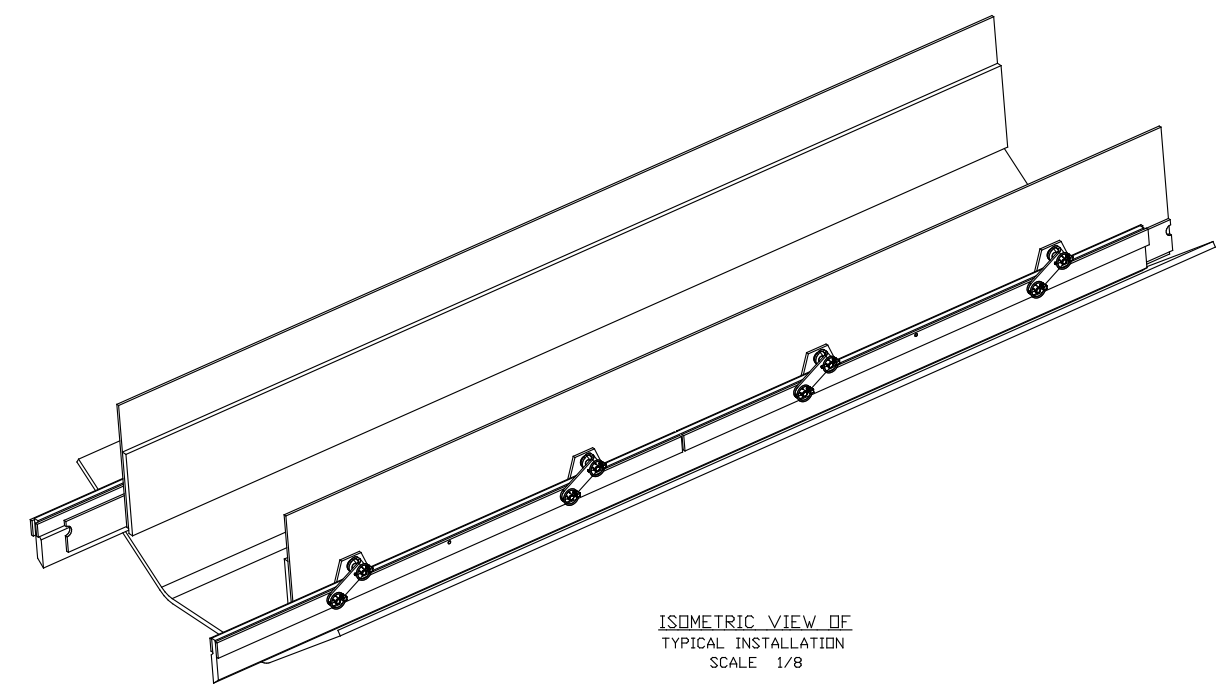
ITEM	QTY.	DESCRIPTION	PART NUMBER
1	*	MARTIN® SHORT BOCO™ RUBBER SKIRT	37911-R
2	**	MARTIN® SHORT BOCO™ SKIRTING ASM	37911

\* - SPECIFY LENGTH REQUIRED IN FEET.  
 \*\* - SKIRTING ASSEMBLIES ARE 4'-0" [1219] LONG.



- INSTALLATION NOTES:
- 1) LOWER 6.00 [152] OF OUTSIDE SURFACE OF CHUTE WALL MUST BE SMOOTH TO PROPERLY INSTALL THIS EQUIPMENT.
  - 2) USE INSTALLATION TOOL (P/N 37918) TO GAUGE DISTANCE FOR FIELD WELDING THE WEAR STRIP WELDMENT (P/N 37912) TO THE OUTSIDE SURFACE OF THE CHUTEWALL. HOOK END OF TOOL OVER BELT EDGE FOR STABILITY. (SEE "WELD DETAIL"). WELD IN PLACE WITH GAUGED HEIGHT MAINTAINED FOR ALL WEAR STRIP WELDMENTS, ON BOTH SIDES OF CHUTE.
  - 3) ASSEMBLE RUBBER SKIRTING (P/N 37911-R) BETWEEN MOUNT WELDMENT (P/N 37915) AND CLAMPING PLATE (P/N 37916) THROUGH STUDS ON MOUNT WELDMENT. LOWER BEVEL ON SKIRT RUBBER SHOULD BE FACING OUT. THIS ASSEMBLY OF COMPONENTS WILL THEN BE ATTACHED TO PRESSURE ARMS (P/N 37917-P), FROM BEHIND, BY INSERTING STUDS INTO VACANT HOLES IN PRESSURE ARMS. PIN IN PLACE USING LYNCH PINS (P/N 37111)

- NOTE:
- 1) ALL DIMENSIONS IN INCHES (MM) AND ARE FOR REFERENCE ONLY.
  - 2) A MINIMUM OF 7.00 [178] VERTICALLY AND 2.25 [57] HORIZONTALLY IS THE CLEARANCE REQUIRED TO INSTALL SKIRTING ASSEMBLY.
  - 3) TO PROVIDE AN EFFECTIVE SEAL, DIRT TAMER™ WEARLINERS ARE RECOMMENDED TO PREVENT THE MAIN LOAD FROM CONTACTING THE RUBBER SKIRTING.
  - 4) .38 [10] MAX. IN IMPACT AREA, TAPERING TO .75 [19] AT EXIT AREA.
  - 5) CONSULT MARTIN ENGINEERING FOR INSTALLATIONS WITH UNUSUAL OR SEVERE CONDITIONS, SUCH AS: CONCAVE/CONVEX CURVES, EXTREME SIDE PRESSURE, UNUSUALLY FAST OR SLOW MOVING BELTS, TEMPERATURE EXTREMES, ETC.
  - 6) SKIRTING SHOULD BEGIN AT LEAST 6.00 [305] AFTER EXIT SIDE OF CHUTE WALL.
  - 7) REFER TO OPERATOR'S MANUAL M3612 DURING INSTALLATION. THIS DRAWING IS NOT TO BE USED IN PLACE OF THE OPERATOR'S MANUAL.
  - 8) CONTACT MARTIN ENGINEERING PRIOR TO INSTALLING THIS EQUIPMENT IN ANY WAY OTHER THAN WHAT IS SHOWN ON THIS DRAWING OR IN THE OPERATOR'S MANUAL (M3612).



©Copyright 2005 Martin Engineering. All rights reserved. Covered by U. S. and Foreign patents pending and issued. R and TM indicate trademarks of Martin Engineering.

**MARTIN ENGINEERING**  
NEPONSET ILLINOIS USA

TITLE	MARTIN® BOCO™ WEAR STRIP SKIRTING INSTALLATION DRAWING	DRAWN DATE	JAP 06/01/05
ENG. DATE	MJB 06/02/05	CHECKED	
APPROVED	JMM 06/02/05	SCALE	3/16

NO.	DESCRIPTION	ECN	DATE	BY
	REVISION			

SALES DRAWING  
PRI0068 S50026